


PK 53002-SH

High Performance

PALFINGER CRANE



KTL
protected

**Paltronic
150**
controlled

RRC
Radio Remote Control
operated

ISC^{*)}
Integrated Stability Control
monitored

AOS^{*)}
Active Oscillation Suppression
inside

DPS^{*)}
Dual Power System
activated

Master of its class

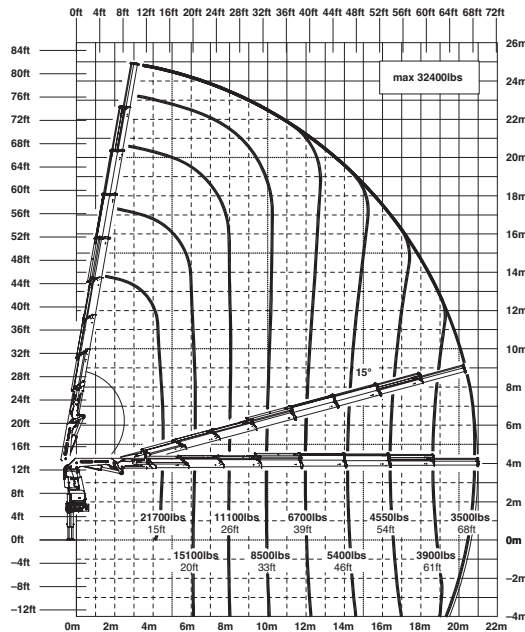
Those who prefer to have every feature and comfort choose this large crane model. The PK 53002 SH is not just pleasing to the eye. Behind its attractive appearance is truck-mounted crane technology at its best.

Safe, operator-friendly and precisely controllable, the PK 53002 SH is a reliable partner in day-to-day use for heavy loads or installation work. The High Performer delivers an impressive display when carrying out heavy and light work that requires both power and precision.

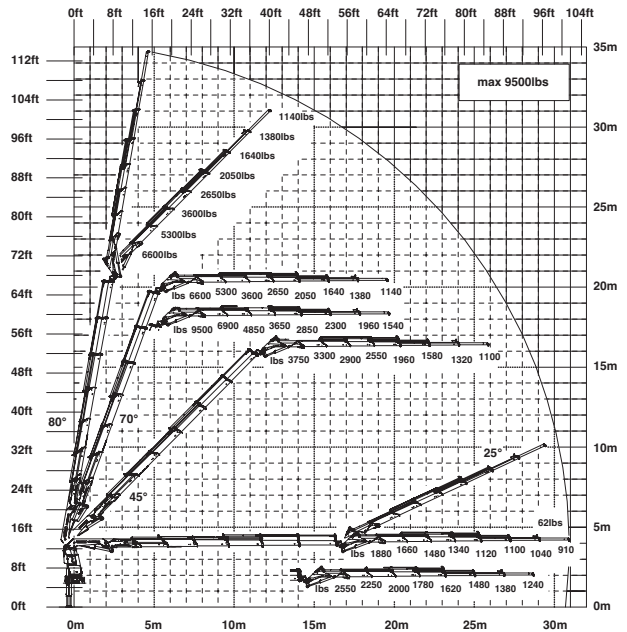
High Performance Large Crane Technology. Next level.

PK 53002 SH High Performance

G



E PJ125E JV1 DPS PLUS



Technical Specifications (EN 12999 HC1 HD5/B3)

Max. lifting moment	50.1 mt/491.5 kNm	362480 ft.lbs
Max. lifting capacity	18200 kg/178.5 kN	40120 lbs
Max. hydraulic outreach	21.0 m	68' 11"
Max. manual outreach	25.2 m	82' 8"
Max. outreach (with fly jib)	32.5 m	106' 8"
Slewing angle	endless	
Slewing torque		
with 1 gear	4.0 mt/39.2 kNm	28940 ft.lbs
with 2 gears	5.5 mt/54.0 kNm	39790 ft.lbs

Stabilizer spread (std.)	7.8 m	25' 7"
Fitting space required	min. 1.33 m/4' 4"	max. 1.47 m/4' 10"
Width folded	2.51 m	8' 3"
Max. operating pressure	365 bar	5293 psi
Recommended pump capacity	from 80 l/min	21.1 US gal./min
	to 100 l/min	26.4 US gal./min
Dead weight (std.)	4145 kg	9140 lbs

