


PK 27002-SH

High Performance

PALFINGER CRANE



KTL
protected

**Paltronic
150**
controlled

RRC
Radio Remote Control
operated

ISC^{*)}
Integrated Stability Control
monitored

AOS^{*)}
Active Oscillation Suppression
inside

DPS^{*)}
Dual Power System
activated

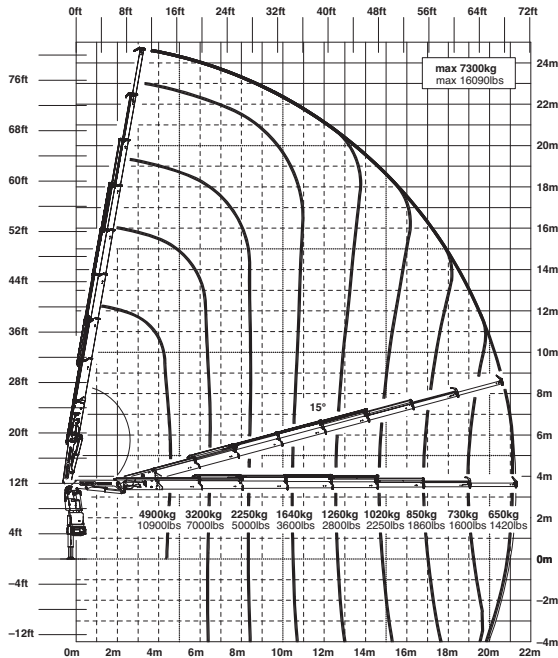
Calls the tune in its league

This crane derives even greater power from a further increase in lifting capacity compared to the established HPLS. The Super-HPLS is responsible for fully-automated, continuous actuation depending on the power required. A perfect blend of electronics and hydraulics guarantees maximum functionality. It makes the crane as a whole easier to control and monitor - to its operator's relief and joy.

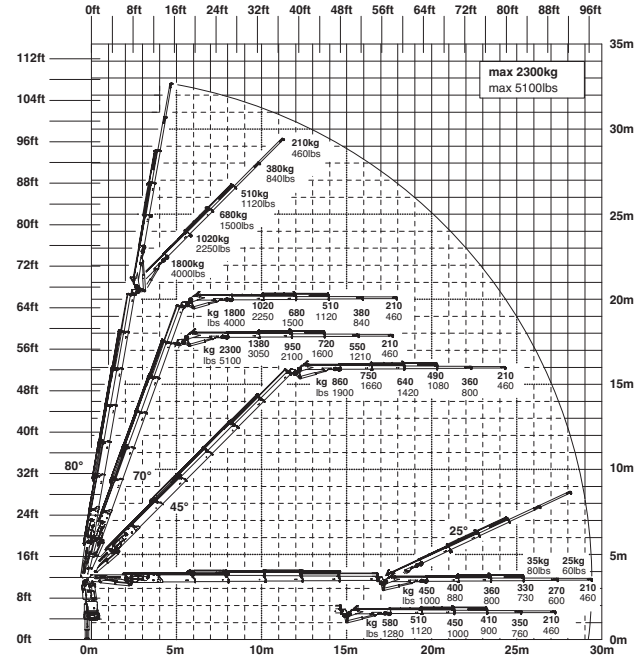
Controllability and functionality on a new level

PK 27002 SH High Performance

G



E PJ060B JV2 DPS PLUS



Technical Specifications (EN 12999 HC1 HD5/B3)

Max. lifting moment	26.0 mt/255.0 kNm	188060 ft.lbs
Max. lifting capacity	9300 kg/91.2 kN	20500 lbs
Max. hydraulic outreach	21.3 m	69' 11"
Max. manual outreach	23.3 m	76' 5"
Max. outreach (with fly jib)	29.4 m	96' 5"
Slewing angle	endless	

Slewing torque		
with 1 gear	2.8 mt/27.5 kNm	20260 ft.lbs
with 2 gears	3.4 mt/33.4 kNm	24600 ft.lbs
Stabilizer spread	std. 5.6 m/18' 4"	max. 7.4 m/24' 3"
Fitting space required (std.)	1.03 m	3' 5"
Width folded	2.53 m	8' 4"
Max. operating pressure	365 bar	5293 psi
Recommended pump capacity	from 75 l/min	19.8 US gal./min
	to 100 l/min	26.4 US gal./min
Dead weight (std.)	2679 kg	5910 lbs

